


◎ Production tolerance : ±5%

Intermittent rating kW(PS) / rpm	Max. torque N.m(kg.m) / rpm
324 (440) / 1900	2108 (215) / 1200



◎ MECHANICAL SYSTEM

○ Engine Model	DX12
○ Engine Type	In-line Type 4 cycle, water cooled Turbocharged & Intercooled
○ Combustion Type	Electronic Common Rail
○ Cylinder Type	Replaceable dry liner
○ Number of cylinders	6
○ Bore x stroke	123 x 155 mm
○ Displacement	11.1L
○ Compression ratio	16.6 : 1
○ Firing order	1-5-3-6-2-4
○ Dry weight	1,000 kg (Engine Only)
○ Dimension	1,318 x 1,033 x 1,116 mm
○ Rotation	CCW viewed from Flywheel
○ No Load Max Engine Speed	2,100 +/- 50 rpm
○ No Load Min Engine Speed	600 +/- 25 rpm
○ Air Comp. Capacity	361 cc/rev (Single)

◎ Valve System

○ Type	Over head valve
○ Number of valve	Intake 2, exhaust 2 per cylinder
○ Valve lashes at cold	Intake 0.4mm Exhaust 0.5mm

◎ FUEL SYSTEM

○ Injection pump	BOSCH CP 3.4
○ Feed pump	Gear Type
○ Injection nozzle	DLLA Maxi Type
○ Fuel filter	Full flow, Catridge Type
○ Used fuel	Diesel fuel oil

◎ LUBRICATION SYSTEM

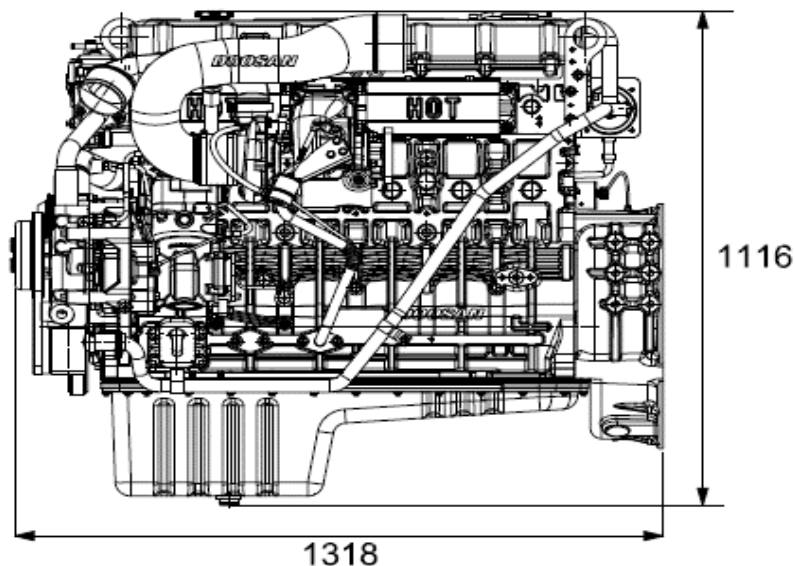
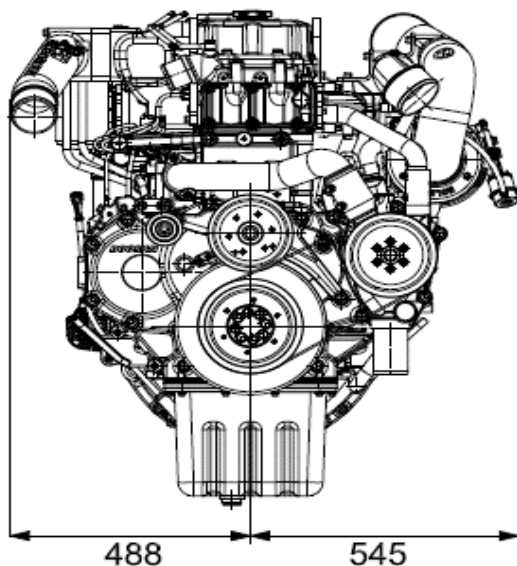
○ Lub. Method	Fully forced pressure feed Type
○ Oil pump	Gear Type driven by crankshaft
○ Oil filter	Full flow, Catridge Type
○ Oil pan capacity	High level 26 liters Low level 16 liters
○ Lub. Oil	API CJ-4 Grade 10W40

◎ Cooling System

○ Cooling method	Fresh water forced circulation
○ Water capacity	20.0 liters (Engine only)
○ Water pump Capacity	390 liters/min at 2,250rpm
○ Thermostat	Wax – Pellet Type

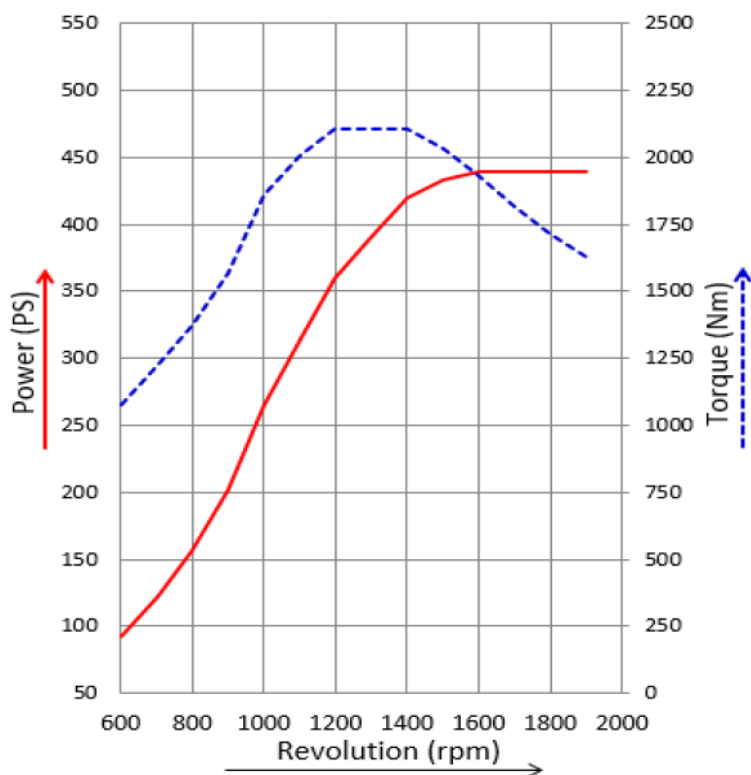
◎ ELECTRICAL SYSTEM

○ Starting motor	24V x 6kW
○ Battery Voltage	24V
○ Battery Capacity	150 AH x 2EA (Recommended)



◎ PERFORMANCE CURVE

○ 324kW (440PS) / 215kg.m



Head office

7-11, Hwasu-dong, Dong-gu, Incheon, 401-020, Korea

Bundang office

13F, HD Hyundai Group's Global R&D Center
477, Bundangsuseo-ro, Seongnam-si, Gyeonggi-do,
Korea

※ Specifications are subject to change without prior notice